

2016 NACD POSTER CONTEST

We All Need Trees

Sponsored by: The National Association of
Conservation Districts (NACD) and the NACD Auxiliary

Poster Contest Page

<http://www.nacdnet.org/education/contests>

NACD Education Materials Page

<http://www.nacdnet.org/education/resources>



2016 Educational Theme

- The NACD Stewardship and Education Committee's 2016 educational and contest theme is
 - “We All Need Trees”



Why are trees important?


- Trees are essential for living organisms.
- Through photosynthesis, trees convert the Carbon Dioxide (CO₂) that mammals exhale into Oxygen (O₂) that we then breathe in.
- Although all plants perform photosynthesis, trees convert the most CO₂ to O₂ due to their large size.
- 100 trees remove 53 tons of carbon dioxide and 430 pounds of other air pollutants per year.



The Generosity of Trees

From a conservation standpoint, trees are natural superheroes. They do all of the following (and more!)

- Tree roots stabilize the soil and prevent erosion
- Trees improve water quality by slowing and filtering rain water as well as protect aquifers and watersheds.
- Trees filter our air supply and keep it fresh.



Carbon Sequestration & Trees



- Carbon Sequestration is the removal of carbon from the atmosphere.
- Trees are a major player in removing CO₂ from the air when they perform photosynthesis. They store the Carbon in all parts of the tree.
- Scientists have determined that the most efficient way to sequester Carbon is through fast growing trees


Carbon Sequestration & Trees

- With the Earth's surface temperature increasing due to the high levels of CO₂ trapped in the Earth's atmosphere, trees can play a large role in removing a majority of the Carbon from the air and putting it back into the ground.



Tree Byproducts

- Trees not only provide us with oxygen to breathe, shade on a sunny day, or food products like fruits and nuts, but they are also used to make many of the products we use every day.
- From paper products to finished furniture, trees have many end uses. It is our responsibility to manage and monitor the number of trees we cut down to make these products.



What is harming our trees?

Trees are a very important aspect in our environment, however, there are multiple threats to their abundance, including, Invasive Species.

- What is an Invasive Species? An invasive plant has the ability to thrive and spread aggressively outside its native range. A naturally aggressive plant may be especially invasive when it is introduced to a new habitat.



What is harming our trees?

Trees are a very important aspect in our environment, however, there are multiple threats to their abundance, including;

- Uncontrolled wildfires
- In addition benefits from forest fires -
 - Fire that is low in intensity and is controlled is actually vital to the survival of several species
 - It cleanses the forest floor
 - Provides habitats
 - Kills diseases
 - New generation of trees



What is harming our trees?

Trees are a very important aspect in our environment, however, there are multiple threats to their abundance, including;

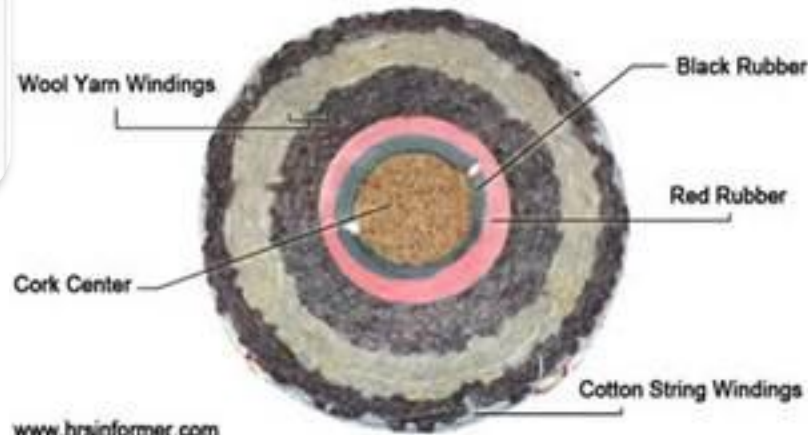
- Loss of open areas or undeveloped areas



Name some things we get from trees and benefit of trees



Inside a Baseball



www.hrsinformer.com



NACD's Forestry Educational Resources

- **The National Association of Conservation Districts has many educational resources available online. We encourage educators to utilize and implement some of these lessons in their classroom. Visit**

www.nacdnet.org/education/resources

- Available at this site:
 - Grade specific Student Booklets samples
 - The Educator's Guides
 - Links to external resources in the educators guides
 - Literature connections in the educators guide
- Poster contest page
- **<http://www.nacdnet.org/education/contests>**

Poster Contest Details

Poster Contest Deadline Thursday, April 14, 2016

Please be sure to mark your tshirt size on the poster entry form. 1st, 2nd & 3rd place at each grade level will receive a tshirt 😊

Poster Contest Details Continued

- Turn poster in on time for judging. Your local conservation district's entry deadline is Thursday, April 14th
- Attach poster entry form on the back and be sure it is signed by a parent or guardian. (be sure to mark your t-shirt size)
- Entry must be contestant's original creation and may not be traced from photographs or other artists' published works.




Poster Contest Details Continued

- Any media may be used to create a flat poster
 - Paint
 - Crayons
 - Colored pencil
 - Charcoal
 - Paper
 - Or other flat laying materials
- Poster size must be between **8.5" x 11"** and **22" x 28"**
 - (unless another size is required by your local or state contest)



What makes a good Poster?

- Attracts attention
- Is simple and concise
- Uses colors and white space effectively
- Letters are large enough to be easily read





Brainstorming Poster Ideas

- Use some of the important forestry issues from this presentation
- Look around your community for ideas
- Talk to professionals in the industry
- Research trees & forests online and use the information found in your poster



Brainstorming Poster Ideas




Brainstorming Poster Ideas

- Research the topic of the theme
- Brainstorm ideas and make a list
- Use the theme as your title

We All Need Trees

Or

We all need trees



Tips to Remember

- Don't use too many words
- Use a combination of illustrations and words
- Be as neat as you can
- Blend colors when using crayons or colored pencils
- Depending on design leave white space on the poster
- Make sure the poster is balanced



Tips to Remember

Choose colors carefully. Note the following general guidelines:

- Black tends to be more formal, neat, rich, strong
- Blue is cool, melancholy
- Purple is considered royal, rich
- Yellow tends to be warm, light, or ripe
- Green is fresh, young, or growing
- White means clean, and neat
- Red attracts the eye, is high energy
- Orange attracts the eye



Things you should not do

- Cover poster with lamination or other clear covering
 - *Clear covering is OK if chalk type materials or removable such as a poster cover.*
- Use staples, tacks, or tape
- Use fluorescent poster board as the background
- Create a poster that is all words
- Create a poster that is all pictures

Judging Criteria

- Conservation message—50 percent
- Visual effectiveness—30 percent
- Originality—10 percent and
- Universal appeal—10 percent



Local Contest Information

- Heather will make rounds to all schools on Friday, April 15th to pick up posters. If you have any questions please call Heather at 359-2006 ext. 101 or email heather.keith@swcd.mo.gov
- Good luck and can't wait to see all these wonderful posters 😊
- Also, you can check out the website to see poster winners from Grundy County, State and National to help give you ideas.
- <http://swcd.mo.gov/grundy/PosterContest.htm>

For Additional NACD Information

- Visit www.nacdnet.org/education/resources/
- For information on 2016 NACD Conservation Education Materials – We all need trees
 - Teachers guide
 - Student booklets
 - Activities
 - And more!
- A Forestry Poster Contest
Resource PDF file is also available
for download on the contest page.

<http://www.nacdnet.org/education/contests>

